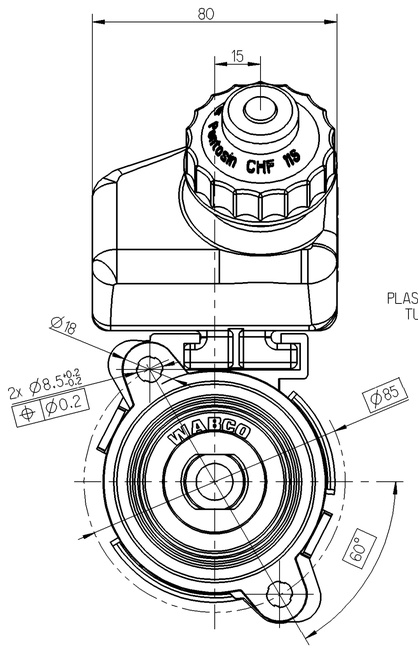

HYDRAULIC TERMINATION
HYDRAULIK ANSCHLUSS
RACCORDEMENT HYDRAULIQUE
IDRAULICO CONNESSIONE

A-A
2:1

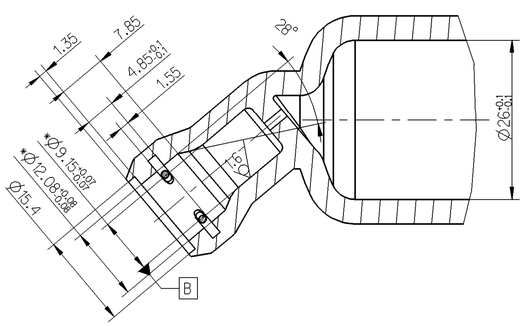

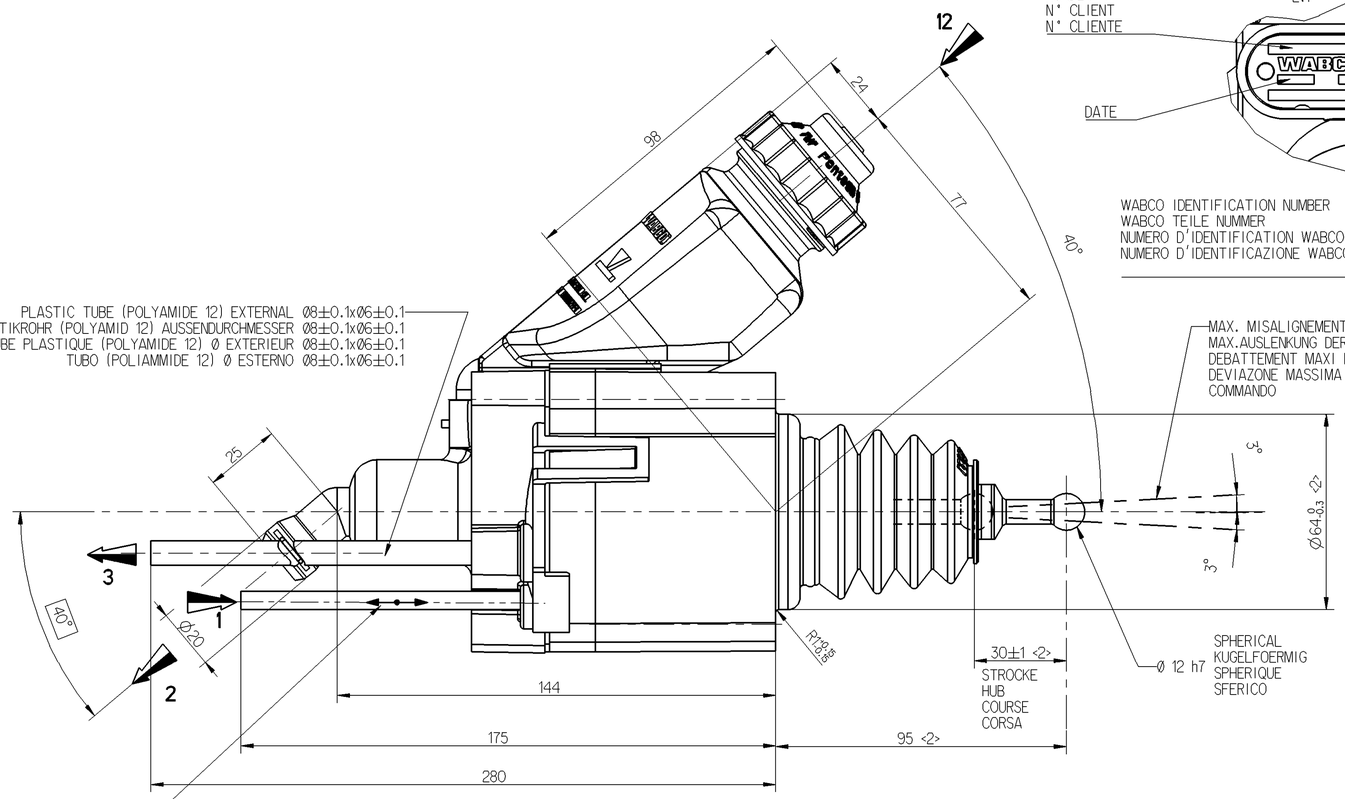

PLASTIC TUBE (POLYAMIDE 12) EXTERNAL Ø8±0.1x06±0.1
PLASTIKROHR (POLYAMID 12) AUSSENDURCHMESSER Ø8±0.1x06±0.1
TUBE PLASTIQUE (POLYAMIDE 12) Ø EXTERIEUR Ø8±0.1x06±0.1
TUBO (POLIAMMIDE 12) Ø ESTERNO Ø8±0.1x06±0.1

MAX. MISALIGNEMENT OF PUSH ROAD
MAX.AUSLENKUNG DER DRUCKSTANGE
DEBATTEMENT MAXI DE LA BIELLE
DEVIAZONE MASSIMA DELL ASTA DI COMMANDO

PLASTIC TUBE (POLYAMIDE 12) EXTERNAL Ø6±0.1x04±0.1.PULLING OR PUSHING FORCE ON THE TUBE F<5daN
PLASTIKROHR (POLYAMID 12) AUSSENDURCHMESSER Ø6±0.1x04±0.1.ZIEHEN ODER DRUCK DER KRAFT AUF DEM PLASTIKROHR F<5daN
TUBE PLASTIQUE (POLYAMIDE 12) Ø EXTERIEUR Ø6±0.1x04±0.1.EFFORT ADMIS POUR POUSSER OU TIRER LE TUBE F<5daN
TUBO (POLIAMMIDE 12) Ø ESTERNO Ø6±0.1x04±0.1.TIRANDO O SPINGERE FORZA SUL TUBO F<5daN

CUSTOMER N°
KUNDEN N°
N° CLIENT
N° CLIENTE

DETAIL A
2:1

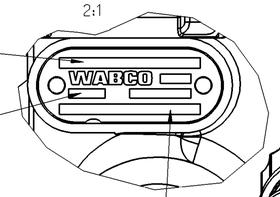

DATE

WABCO IDENTIFICATION NUMBER
WABCO TEILE NUMMER
NUMERO D'IDENTIFICATION WABCO
NUMERO D'IDENTIFICAZIONE WABCO

RED PLUG
DECKEL ROT
BOUCHON ROUGE

MAXIMUM LEVER AFTER FIRST FILLING
MAXIMALER FÜLLSTAND NACH DER ERSTBEFÜLLUNG
NIVEAU MAXIMUM APRES LE PREMIER REMPLISSAGE
MASSIMO LIVELLO DOPO PRIMO RIEMPIMENTO

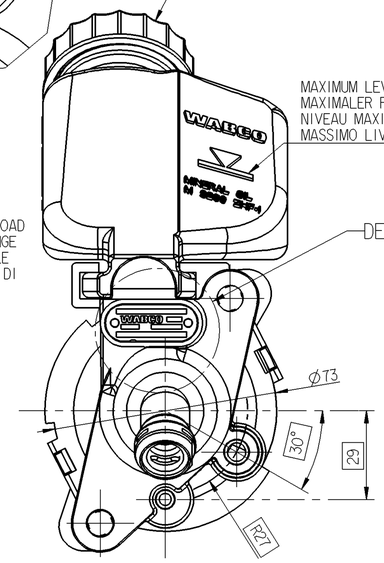

DETAIL A

SCREWS+WASHERS+SELF LOCKING NUTS ARE NOT PROVIDED BY WABCO SCHRAUBEN,UNTERLEGSCHEIBEN M8 UND SELBSTSICHERNDE MUTTER M8 NICHT LIEFERANTEIL VON WABCO VIS+RONDELLES+ECROUS AUTO FREINES NE SONT PAS FOURNIS PAR WABCO		
TIGHTENING TORQUE ANZUGSMOMENT COUPLE DE SERRAGE FISSAGGIO DELLA COPPIA DI TORSIONE	C1 (Nm)	C1 = 8.5 ±1.7 + C2
SCREWING TORQUE REIBMOMENT MUTTER COUPLE DE VISSAGE COPPIA DI TORSIONE DI SCOPATO	C2 (Nm)	

PLASTIC TUBE (POLYAMIDE 12) EXTERNAL Ø6±0.1x04±0.1.PULLING OR PUSHING FORCE ON THE TUBE F<5daN
PLASTIKROHR (POLYAMID 12) AUSSENDURCHMESSER Ø6±0.1x04±0.1.ZIEHEN ODER DRUCK DER KRAFT AUF DEM PLASTIKROHR F<5daN
TUBE PLASTIQUE (POLYAMIDE 12) Ø EXTERIEUR Ø6±0.1x04±0.1.EFFORT ADMIS POUR POUSSER OU TIRER LE TUBE F<5daN
TUBO (POLIAMMIDE 12) Ø ESTERNO Ø6±0.1x04±0.1.TIRANDO O SPINGERE FORZA SUL TUBO F<5daN

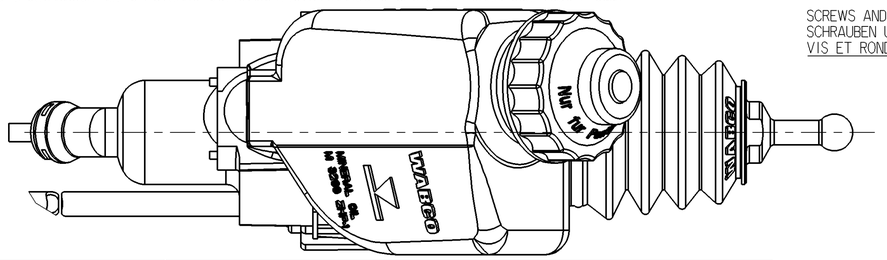

SCREWS AND WASHERS M8
SCHRAUBEN UND UNTERLEGSCHEIBEN M8
VIS ET RONDELLES M8

SELF LOCKING NUTS M8
SELBSTSICHERNDE MUTTER M8
ECROUS AUTO FREINES M8

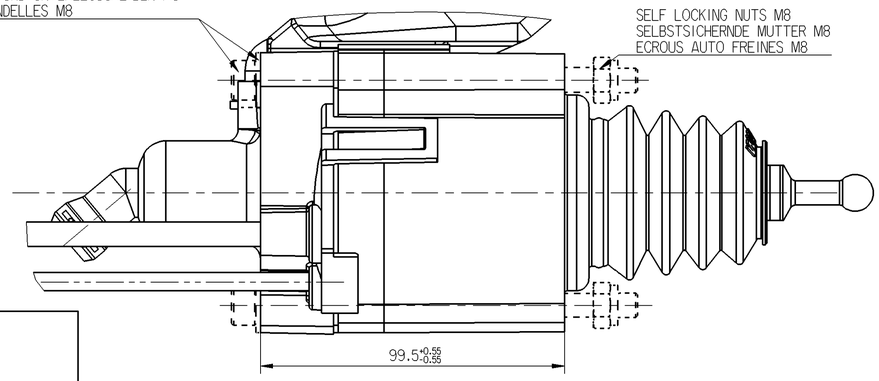

IT IS FORBIDDEN TO ASSEMBLE THE SERVO MASTER ON THE PEDAL BOX IF IT IS UNDERGONE A SHOCK BEFORE
ES IST VERBOTEN, DEN SERVOMASTER ZU MONTIEREN,WENN ER ZUVOR AUF DEN BODEN GEFALLEN IST
IL EST INTERDIT D'ASSEMBLER UN SERVO EMETTEUR SUR LE PEDALIER SI IL A SUBI UN CHOC AUPARAVANT.
E VIETATO DI CONGEGNARE UN PADRONE SERVO SOPRA SCATOLA DEL PEDALE SE A SUBITO UN URTO PRIMA

CAUTION : DO NOT ACTUATE THE DEVICE IF NOT FITTED ON ITS MOUNTING BRAKET
VORSICHT :GERAET DARF NUR IM EINGEBAUTEN ZUSTAND BETAETIGT WERDEN
ATTENTION: NE PAS ACTIONNER L'APPAREIL S'IL N'EST PAS FIXER SUR SON SUPPORT
ATTENZIONE:NON METTERE IN FUNZIONE L'APPARECCHIO SE NON E'FISSATO AL SUPPORTTO

MARKING OF PORTS KENNZEICHNUNG DER ANSCHLUESSE MARQUAGE DES ORIFICES MARCATURA DEGLI ORIFIZI		P1	SUPPLY PRESSURE VORRATSDRUCK PRESSION PNEUMATIQUE D'ALIMENTATION PRESSIONE PNEUMATICA DI ALIMENTAZIONE	6 BAR < P1 < 10 BAR MAX FILTERED 160 MICRON
1	AIR SUPPLY LUFTZUFUHR ALIMENTATION AIR ALIMENTAZIONE ARIA	P2	DELIVERED HYDRAULIC PRESSURE AUSGESTEUERTER HYDRAULIKDRUCK PRESSION HYDRAULIQUE DELIVREE PRESSIONE IDRAULICO LIBERATA	NORMAL PRESSURE : 45 BAR MAXIMUM PRESSURE : 50 BAR FOR CLUTCH MF 362
12	OIL INLET OELZUFLUSS ALIMENTATION HUILE ALIMENTATION OLIO	HYDRAULIC FLUID HYDRAULIKFLUESSIGKEIT FLUIDE HYDRAULIQUE FLUIDO IDRAULICO	MINERAL OIL MINERALOEL HUILE MINERALE M 3289 ZHF-1 OLIO MINERALE	SERVO MASTER CHARACTERISTICS WITH CLUTCH MF 362 AND 6 BAR < P1 < 10 BAR
2	DELIVERY HYDRAULIC AUSGANG HYDRAULIK UTILISATION UTILIZZAZIONE	THERMAL RANGE THERM.ANWENDUNGSBEREICH TEMPERATURE D'UTILISATION TEMPERATURA DI UTILIZZAZIONE	-40°C....+80°C	
3	AIR EXHAUST ENTLUEFTUNG ECHAPPEMENT SCARICO	KURZEITIGER MAXIMALER BETRIEBSDRUCK 13 BAR EINE STUNDE LANG PRESSION DE SERVICE MAX. EXCEPTIONNELLE 1 HEURE A 13 BAR		

USABLE HYDRAULIC VOLUME
NUTZBARES HYDRAULIKVOLUMEN
VOLUME HYDRAULIQUE UTILE
CILINDRATA UTILE

$14^{+1}_{-1} cm^3$ <2>

WORKING POSITION
EINBAULAGE
POSITION DE FONCTIONNEMENT
POZITIONE DI FUNZIONAMENTO

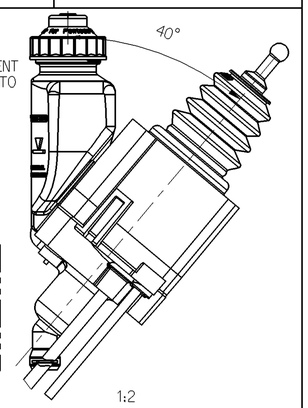

SYMBOL
SYMBOL
SYMBOLE
SIMBOLO

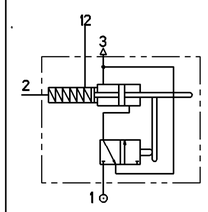

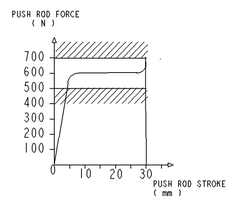

4x < > SPECIAL CHARACTERISTICS
CARACTERISTIQUES SPECIALES

General Specification: JED-334-0 ; JED-848						
Further Technical Data: 974 010 003 0						
Doc. Code: 4135		Sheet: 1 To 9				
General Tolerances JED-261						
Range of Nominal Dimensions (± mm)						
Class 1)	≤ 50	> 50 ≤ 180	> 180 ≤ 400	> 400		
Fine	0.5	1.0	1.5	2.0	±3°	
Medium	1.0	2.0	3.0	4.0		
Coarse	2.0	3.5	5.0	6.5		
Tapped Holes acc. -						
1) Tolerance Class Applied Crossmarked						

Copyright WABCO®

Date	Signature
Drawn 2011-08-16	Rossard
Checked 2011-08-17	Osman
Expert	

WABCO

SERVO MASTER
KUPPLUNGSGEBERMODUL
SERVO EMETTEUR
MINI SERVOFRIZIONE

Mass	Scale	Material No.	Date of first issue: 2011-08-17
1.100 KG	1:1	974 010 008 0	Doc.Code: 005 · Language: ML · Sheet: 1/1
Size: A 1	CAD System: Pro/E		

ECN-No.	Revision	Techn. Resp.	Replacement for
-	-	5631	-

100mm

Non è permesso consegnare o farci o riprodurre questo documento, né utilizzare il contenuto o renderlo comunque noto a terzi senza autorizzazione espressa. Ogni infrazione comporta un obbligo di risarcimento danni. Tutti i diritti, compresi quelli derivanti da brevetto o da registrazione di modello, sono riservati.

Copying of this document and giving it to others and the use or communication of the contents thereof, are forbidden without express authority. Contravention of this restriction will constitute an evident delict and result in a liability to the payment of damages. All rights of the present document, the contents thereof, whether granted by patent or registration of a utility model or design, are reserved in the case of copyright.

Tout Communication ou reproduction de ce document, toute exploitation ou communication de son contenu sont interdites, sauf autorisation expresse. Tout manquement à cette règle constitue un délit civil et expose son auteur au versement de dommages et intérêts. Tous droits réservés pour le document présent, son contenu et les droits de brevet et de modèle d'utilité.

Weitergabe sowie Vervielfältigung dieser Unterlage, Verwertung und Mitteilung ihres Inhalts nicht gestattet, soweit nicht ausdrücklich zugestanden. Zuwiderhandlungen stellen einen offensichtlichen Missbrauch dar und verpflichten zu Schadensersatz. Alle Rechte für den Fall der Patenterteilung oder Gebrauchsmustereintragung vorbehalten.