SURFACE PROTECT. OBERFL. SCHUTZ	
I	JED-240-3
II	JED-256-1
III	JED-371
IV	AL . JED-259
V	RUBBER/PLASTIC
VI	MS
VII	JED-240-2

TECHNICAL DATA TECHNISCHE DATEN	
VIII	
IX	
X	

MEDIUM : AIR
MEDIUM : LUFT
FLUIDE : AIR
FLUIDO : ARIA

NOMINAL DIAMETER :
NENNWEITE : MIN Ø8.5
DIAMETRE NOMINAL :
DIAMETRO NOMINALE :

WIDTH ACROSS FLATS
SW= SCHLUESSELWEITE
SURPLATS
LARGEZZA IN CHIAVE

THERMAL RANGE OF APPLICATION :
THERMISCHER ANWENDUNGSBEREICH : -40°C...+80°C
GAMME D'APPLICATION THERMIQUE :
CAMPO DI APPLICAZIONE TERMICA :

PORT : 11 SERVICE BRAKING SYSTEM, WORKING PRESSURE : (TEMPORARILY :
ANSCHLUSS : 11 BETRIEBSBREMSANLAGE, BETRIEBSDRUCK : Pe max. = 10.0 bar (KURZZEITIG : Pe max. = 13 bar)
ORIFICE : 11 DISPOSITIF DE FREINAGE DE SERVICE, PRESSION D'UTILISATION : (DE COURTE DUREE :
ORIFIZIO : 11 DISPOSITIVO DI FRENATURA DI SERVIZIO, PRESSIONE DI ESERCIZIO : (BREVE TEMPO SOLO :

PORT : 12 SPRING BRAKE CYLINDER, WORKING PRESSURE : (TEMPORARILY :
ANSCHLUSS : 12 FEDERSPEICHERZYLINDER, BETRIEBSDRUCK : Pe max. = 10.0 bar (KURZZEITIG : Pe max. = 10 bar)
ORIFICE : 12 CYLINDRE A RESSORT, PRESSION D'UTILISATION : (DE COURTE DUREE :
ORIFIZIO : 12 CILINDRO A MOLLA, PRESSIONE DI ESERCIZIO : (BREVE TEMPO SOLO :

CHARACTERISTIC CURVE
KENNLINIE
COURBE CARACTERISTIQUE
CARATTERISTICA

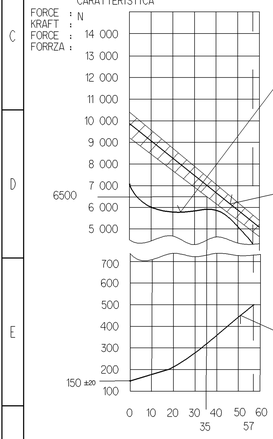

AIR VOLUME OF SERVICE BRAKE PART AT 2/3 OF ITS STROKE : ca. 0.54x10³ cm³
HUBVOLUMEN DES BETRIEBSBREMSTEILES BEI 2/3 HUB
VOLUME D'AIR DU DISPOSITIF DU FREIN DE SERVICE A 2/3 DE LA COURSE
VOLUME D'ARIA DELLA SEZIONE DI FRENO DI SERVIZIO A 2/3 DELLA CORSA

AIR VOLUME OF SPRING BRAKE PART : ca. 1.2x10³ cm³
HUBVOLUMEN DES FEDERSPEICHERS
VOLUME D'AIR DU DISPOSITIF RESSORT
VOLUME D'ARIA DELLA SEZIONE A MOLLA

OUTPUT FORCE OF SERVICE BRAKE PART AT
KRAFTABGABE DES BETRIEBSBRAMSTEILES BEI
EFFORT DE POUSSEE DU DISPOSITIF DU FREIN DE SERVICE SOUS
FROZA DI SPINTA DELLA SEZIONE DI FRENO DI SERVIZIO PER

OUTPUT FORCE OF SPRING BRAKE PART, RELEASE PRESSURE : pe 5.5 ±0.3 bar
KRAFTABGABE DES FEDERSPEICHERS, LOESEDRUCK
EFFORT DE POUSSEE DU SPOSITIF RESSORT, PRESSION DE DESSERPRAGE
FORZA DI SPINTA DELLA SEZIONE A MOLLA, PRESSIONE DI RILASCIO

FORCE OF RETURN SPRING OF SERVICE BRAKE PART
RUECKSTELLFEDERKRAFT DES BETRIEBSBREMSTEILES
EFFORT DU RESSORT DE RAPPEL DU DISPOSTIF DU FREIN DE SERVICE
FORZA DELLA MOLLA DI RITORNO DELLA SEZIONE DI FRENO DI SERVIZIO

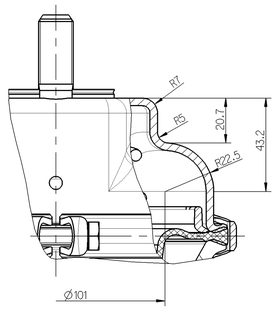

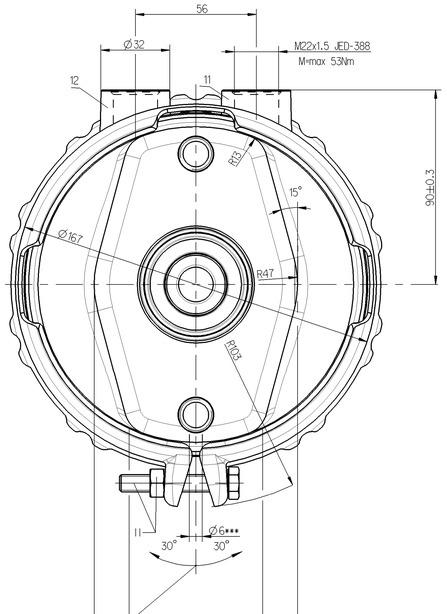

TO BE INSTALLED WITH LOWER BREATHER HOLE OPEN
IM EINBAUZUSTAND UNTERE ATMUNGSBOHRUNG OFFEN
A MONTER AVEC LE RENIFLARD INFERIEUR OUVERT
INSTALLAZIONE: CON IL FORDO DI SFIATO INFERIORE APERTO

DELIVERY
ANLIEFERUNG
LIVRAISON
FORNITURA

[X] RELEASE POSITION
LOESESTELLUNG
POSITION DE DESSERRAGE
POSIZIONE DI RILASCIO

[ ] DRIVING POSITION
FAHRTSTELLUNG
POSITION DE MARCHE
POSIZIONE DI MARCIA

* SEALING SURFACE
DICHTFLAECHE
SURFACE D'ETANCHEITE
SUPERFICI DI TENUTA

** DEFLECTION : AT STROKE
AUSLENKUNG : max. 8° BEI HUB 0 mm
DEFLEXION : A COURSE
DEVIAZIONE : A CORSA

*** OPEN BREATHER HOLE
OFFEN ATMUNGSBOHRUNG
OUVERT TROU RENIFLEUR
APERTO FORD RESPIRATORE

**** IN THIS ZONE :
IN DIZEM BERICH :
DANS CETTE ZONE : BARCODE LABEL
IN QUESTA ZON :

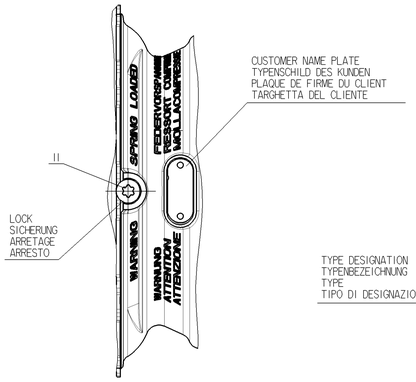

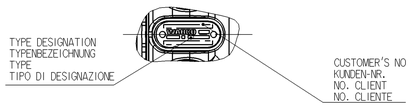

DRIVING POSITION,TIGHTENING WITH : M=25 +30 -0 Nm
FAHRSTELLUNG,ANZIEHEN MIT
POSITION DE CONDUITR,SERRAGE AVEC
POSITIONE DI MARCIA,SERRAGO CON
SW 24

RELEASE POSITIN,RELEASING WITH : M=max.75 NmⒶ
LOESESTELLUNG, LOSEN MIT
POSITION DE DESSERRAGE,DESSERAGE AVEC
POSIZIONE DI RILASCIO,DISSERRAGGIO

SW 24
TORQUE : 210 +0 -30 Nm
ANZUGMOMENT
COUPLE DE SERRAGE
COPPIA DI SERRAGGIO

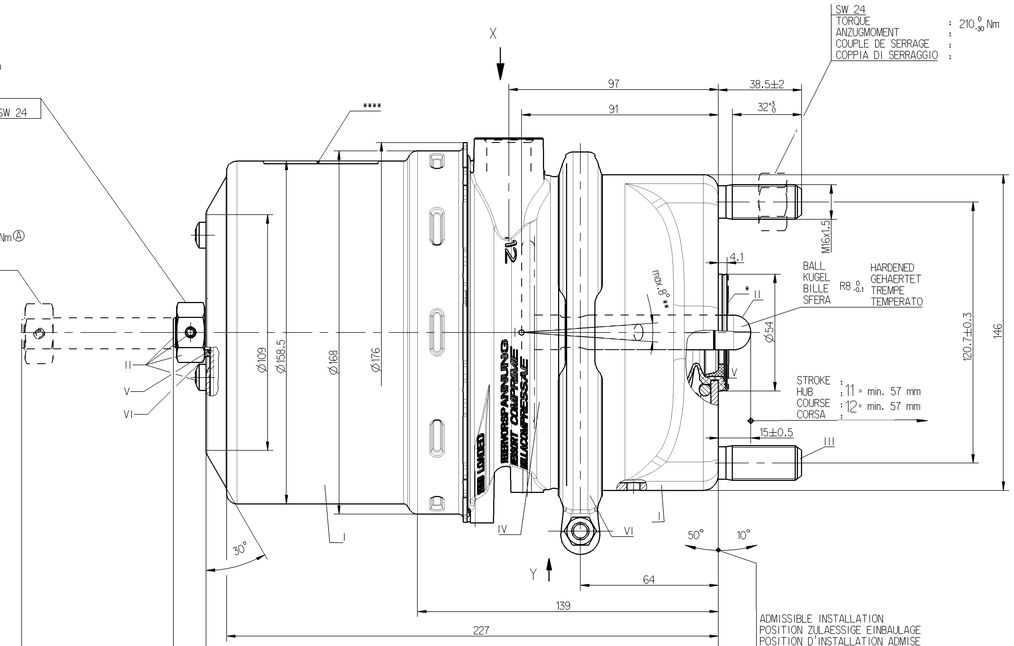

ADMISSIBLE INSTALLATION
POSITION ZULAESSIGE EINBAULAGE
POSITION D'INSTALLATION ADMISE
POSIZIONE DI MONTAGGIO AMMESSA

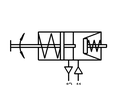

VARINAT
ABWANDLUNG
VARIANTE
VARIANTE

925 486 420 0	925 486 421 0				
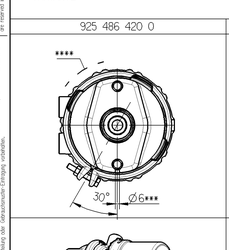	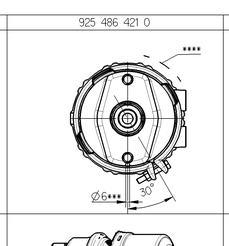				

MAIN VIEWS REFER TO DIMENSIONS ONLY
HAUPTANSICHTEN BEZIEHEN SICH NUR AUF DIE ABMESSUNGEN
VUES PRINCIPALES CONCERNENT LES DIMENSIONS SEULEMENT
VISITE PRINSIPALI RIGUARDANO DIMENSIONI SOLAMENTE

POSITION OF COMPONENTS SEE REPRESENTATION OF VARIATIONS
POSITION DER BAUTEILE SIEHE ABWANDLUNGSDARSTELLUNGEN
POSITION DES COMOSANTS VOIR DESSIN DE LA VARINATE
POSIZIONE DELLE COMPONENTI VERDERE DISEGNO DI VARIANTE

925 486 421 0		Ⓐ 7421073710	14/6500	Ⓐ 6.9
925 486 420 0		Ⓐ 7421073708	14/6500	Ⓐ 6.9
WABCO	VOLVO	RENAULT	TYPE TYP TYPE TIPO	MASS GEWICHT MASSE MASSA
	CUSTOMER'S NO. KUNDEN-NR. No. CLIENT No. CLIENTE			

DCN-No.	Rev.	Date
112771	5x A	07-03-15

Stoke of Revision

General Specification: JED-334-0
Further Technical Data:
Doc. Code: Sheet: To:
General Tolerances JED-261

Class 11)	Range of Nominal Dimensions (± mm) ≤ 50	> 50 ≤ 180	> 180 ≤ 400	> 400	∠
Fine	0.5	1.0	1.5	2.0	
Medium X	1.0	2.0	3.0	4.0	±3°
Coarse	2.0	3.5	5.0	6.5	

Tapped Holes acc. JED-389
11 Tolerance Class Applied Crossmarked

Copyright WABCO ®

	Date	Signature
Drawn	2007-03-06	Dziewulski
Checked	2007-03-09	Stefanek
Expert		Szczepiok

Mass: Scale: 1:1 (1:5) KG
Size: A 0 Thin: 525

WABCO

TRISTOP® -CYLINDER
TRISTOP® -ZYLINDER
CYLINDRE-TRISTOP®
CILINDRO-TRISTOP®

14/16

Material No.:
WABCO Gl. No.: 925486420
925 486 429 0
Doc. Code: 653 Language: en/de/fr/it Sheet: 1/1
Function Code: Pro/E CAD System: Prod.-Type: Replacement for:
100mm