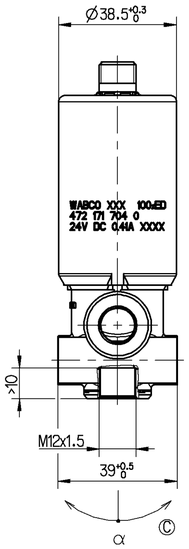

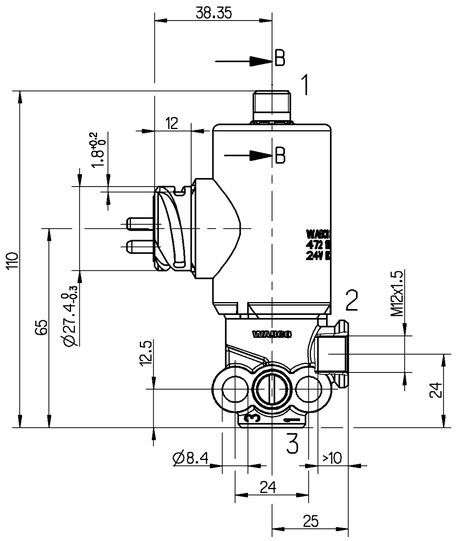

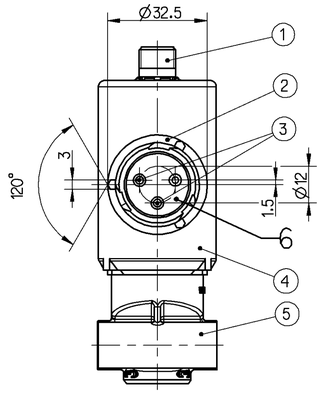

THE VALVE CORRESPONDS TO THE REGULATIONS FOR ELECTROMAGNETIC DEVICES ACCORDING TO DIN VDE 0580
DAS GERAET ENSPRICHT DEN BESTIMMUNGEN FUER ELEKTROMAGNETISCHE GERAETE NACH DIN VDE 0580
LE VALVE CORRESPOND AUX CONDITIONS POUR DES APPAREILS ELECTROMAGNETIQUES SUIVANT DIN VDE 0580
LA VALVOLA CORRISPONDE ALLE CONDIZIONI PER APPARECCHI ELETTROMAGNETICHI SECONDO DIN VDE 0580

MEDIUM	: AIR	NOMINAL CURRENT	:	VOLTAGE	:
MEDIUM	: LUFT	NENNSTROM	: 0.41 A	SPANNUNG	: $24^{+8}_{-6.5}$ V DC
FLUIDE	: AIR	COURANT NOMINAL	:	VOLTAGE	:
FLUIDO	: ARIA	CORRENTE NOMINALE	:	VOLTAGGIO	:

PERMISSIBLE SWITCH PRESSURE : I => II : (p_e1 ; p_e2) - p_e3 = 0...11 bar
ZULAESSIGER SCHALTDRUCK :
PRESSION DE OUVERTURE/FERMETURE ADMISSIBLE : II => I : (p_e2 ; p_e3) - p_e1 = 0...3 bar

PERMISSIBLE PRESSURE : $p_e1 = p_e2$:
ZULAESSIGER DRUCK : 16 bar : p_e3 - (p_e1 ; p_e2) = 0...3 bar
PRESSION ADMISSIBLE : $p_e2 = p_e3$:
PRESSIONE AMMISIBILE :

NOMINAL DIAMETER SUPPLY Ø2.2mm, EXHAUST Ø2.2mm	RELATIVE DUTY CYCLE :
NENNWEITE BELUEFTUNG Ø2.2mm, ENTLUEFTUNG Ø2.2mm	RELATIVE EINSCHALTDAUER : 100% ED
DIAMETRE NOMINAL ALIMENTATION Ø2.2mm, ECHAPPEMENT Ø2.2mm	PLAGE DE UTILISATION :
DIAMETRO NOMINALE ALIMENTAZIONE Ø2.2mm, SCARICO Ø2.2mm	DURATE DELL'INSERIMENTO :
THERMAL RANGE OF APPLICATION :	PROTECTION CLASS :
THERMISCHER ANWENDUNGSBEREICH : -40°C...+100°C	SCHUTZKLASSE : III
PLAGE THERMIQUE D'APPLICATION :	CLASSE DE PROTECTION :
CAMPO DI APPLICAZIONE TERMICA :	CLASSE DI PROTEZIONE :

TYPE OF PROTECTION :		AND	WITH SEALED CONNECTIONS 1, 2, 3, 6
SCHUTZART	: IP 6K9K	UND IP 6K7	MIT ABGEDICHTETEN ANSCHLUESSEN 1, 2, 3, 6
MODE DE PROTECTION :		ET	AVEC CONNEXIONS ETANCHEES 1, 2, 3, 6
TIPO DI PROTEZIONE :		E	CON CONNESSIONI SIGILLATI 1, 2, 3, 6

POSITION OF INSTALLATION	: OPTIONAL	BUT WITHOUT SEALED CONNECTION 3	
EINBAULAGE	: BELIEBING	JEDOCH OHNE ABGEDICHTETEN ANSCHLUSS 3	α = ±45°
POSITION D'INSTALLATION	: AU CHOIX	MAIS SANS CONNEXION ETANCHEE 3	©
POSIZIONE DI MONTAGGIO	: A PIACERE	PURCHE SENZA CONNESSION SIGILLATI 3	

VOLTAGE PEAKS ON BREAKING :
ABSCHALTSPANNUNGSSPITZEN : <|65|V
VOLTAGE DEDE POINTE ALA RUPTURE :
VOLTAGGI DELLE PUNTE ALLA ROTTURA :

1 SUPPLY
ENERGIEZUFLUSS VOM VORRAT
ALIMENTATION
ALIMENTAZIONE

2 DELIVERY
ENERGIEABFLUSS IN DIE ARBEITSLEITUNG
UTILISATION
MANDATA

3 EXHAUST
ANSCHLUSS ATMOSPHAERE
ECHAPPEMENT
SCARICO

6 ELECTRIC TERMINAL
ELEKTRISCHER ANSCHLUSS
BORNE ELECTRIQUE
MORSETTI ELETTRICI

A-A
10:1

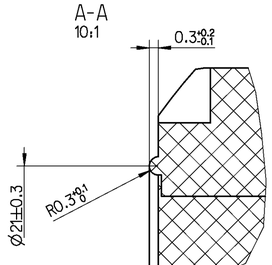

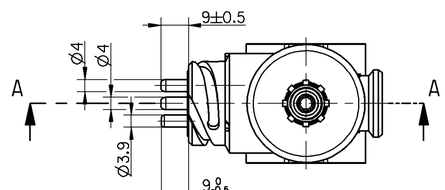

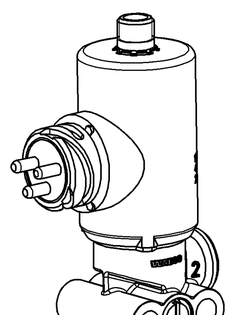

B-B
2:1

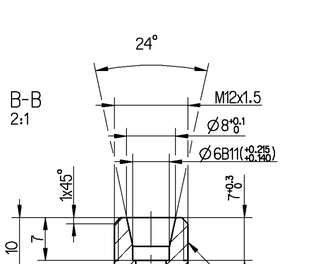

DEVELOPMENT
ABWICKLUNG
DEVELOPPMENT
SVILUPPO

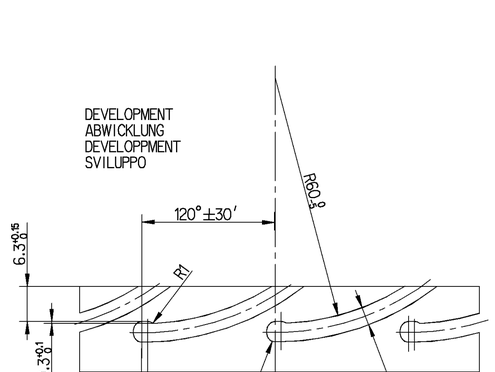

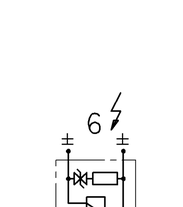

GENERAL SPECIFICATION:		JED-334-0			
FURTHER TECHNICAL DATA:					
DOC. CODE:		SHEET:	TO		
GENERAL TOLERANCES					
	RANGE OF NOMINAL DIMENSIONS (± mm)				
CLASS 1)	≤ 50	> 50 ≤ 180	> 180 ≤ 400	> 400	
FINE	0.5	1.0	1.5	2.0	
MEDIUM X	1.0	2.0	3.0	4.0	±3°
COARSE	2.0	3.5	5.0	6.5	
TAPPED HOLES ACC. ISO 4039 / JED-152					
1) TOLERANCE CLASS APPLIED CROSSMARKED					

081358	3xC	02-04-19
DON-NO.	REV.	DATE

Pro/ENGINEER DRAWING COPYRIGHT	DATE	SIGNATURE
DRAWN	02-04-19	Runge
CHECKED	02-04-19	Rovira
EXPERT CODE	7 2 6	

WABCO

3/2 SOLENOID VALVE
3/2 MAGNETVENTIL
ELECTROVANNE 3/2
ELETTROVALVOLA 3/2

MASS	SCALE	PRODUCT IDENTIFICATION NO.	DOC. CODE	SHEET
0.5 KG	1:1 (2:1)	472 171 704 0	605	1/1
SIZE A 1	TRI 142			

FUNCTION CODE	SHAPE CODE	PRODUCT TYPE	REPLACEMENT FOR
		9 2	472 171 704 0 of 95-03-20

160mm

©

	MATERIAL / SURFACE PROTECTION WERKSTOFF / OBERFLAECHENSCHUTZ MATIERE / PROTECTION DE SURFACE MATERIALE / PROTEZIONE SUPERFICIALE	
1	JED-565	
2	JED-559	
3	JED-570.656	
4	JED-303	JED-739-0
5	JED-004M	JED-260

NON È PERMESSO CONSEGNARE A TERZI O RIPRODURRE QUESTO DOCUMENTO, NE UTILIZZARE IL CONTENUTO O BENEFICIO O COMUNICARE PER IL TERZI. ALTRI DIRITTI SONO RISERVATI. QUESTO DOCUMENTO È PROPRIETÀ DI WABCO. IN CASO DI ASSEGNAZIONE DI BREVETTO O DI REGISTRAZIONE DI UN MODELLO DI UTILITÀ, WABCO SI RISERVA IL DIRITTO DI MODIFICARE I DATI TECNICI DI QUESTO DOCUMENTO.

CONTENT OF THIS DOCUMENT AND OFFERING IT TO OTHERS AND THE USE OR COMMUNICATION OF THE CONTENTS THEREOF, ARE PROHIBITED WITHOUT PERMISSION. OTHER RIGHTS ARE RESERVED. THIS DOCUMENT IS THE PROPERTY OF WABCO. IN THE EVENT OF GRANT OF A PATENT OR REGISTRATION OF A UTILITY MODEL WABCO RESERVES THE RIGHT TO MODIFY THE TECHNICAL DATA OF THIS DOCUMENT.

TOUTE COMMUNICATION OU REPRODUCTION DE CE DOCUMENT, TOUTE EXPLOITATION OU COMMUNICATION DE SON CONTENU OU DONNER INTERDIT SAUF AUTORISATION EXPRESSE. TOUS DROITS RÉSERVÉS. CE DOCUMENT EST LA PROPRIÉTÉ DE WABCO. EN CAS DE DÉLIVRANCE DE BREVET OU D'ENREGISTREMENT DE MODÈLE D'UTILITÉ, WABCO SE RÉSERVE LE DROIT DE MODIFIER LES DONNÉES TECHNIQUES DE CE DOCUMENT.

DEN INHALT DIESES DOKUMENTS UND DEN ANDEREN MITTEILUNG UNDEN UNDEN NICHT GESTATTET. SOWEIT NICHT ANDERSWEIT GEGENSTÄNDE NOTIERTE ANSPRÜCHE ENTSTEHEN EINER DIFFERENZIERUNG. WABCO BEHÄLT SICH VOR, DIESE DOKUMENTE ZURÜCKZUFORDERN UND JEDE NICHTBEFUGTE VERWENDUNG UNTERSAGEN. GEBRAUCHSMUSTER-EINTRAGUNG VORBEHALTEN.

Dw.: 472171704_605
TM.: 472171704_A02