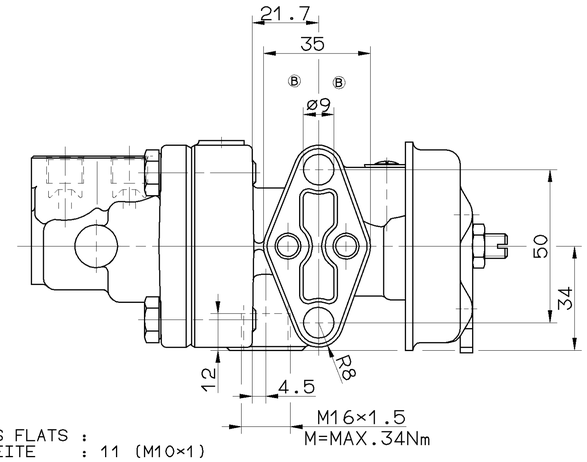

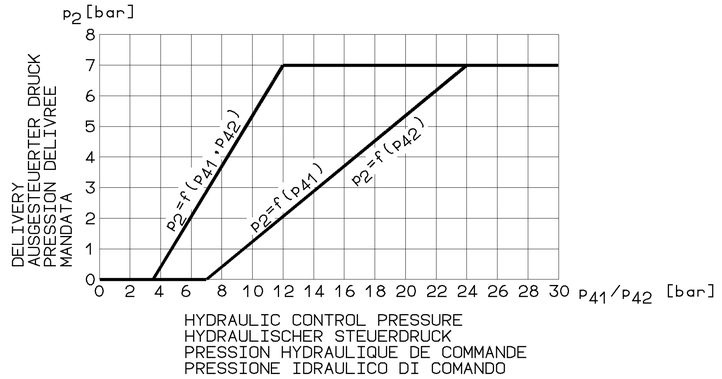

WIDTH ACROSS FLATS :
SCHLUESSELWEITE : 11 (M10×1)
SURPLATS :
LARGHEZZA IN CHIAVE:
© M=7*8Nm

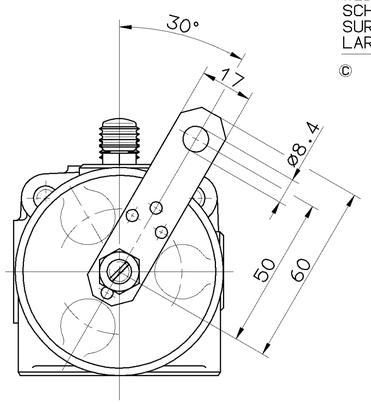

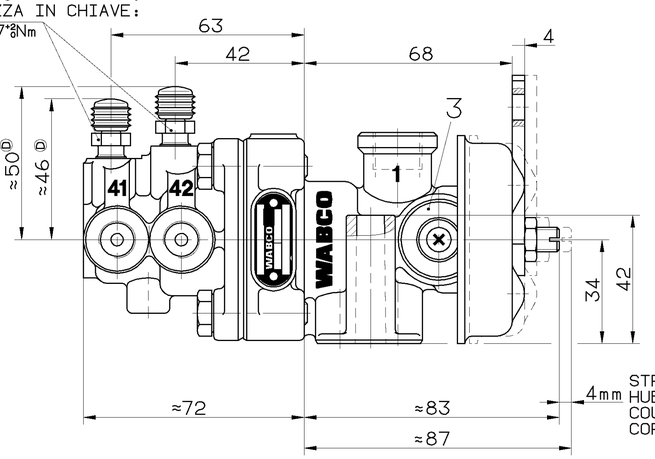

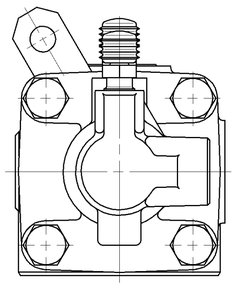

1	SUPPLY VORRAT ALIMENTATION ALIMENTAZIONE	2 OUTLET AUSGANG SORTIE USCITA	3 EXHAUST ENTLUEFTUNG ECHAPPEMENT SCARICO
41/42	HYDRAULIC CONTROL PRESSURE HYDRAULISCHER STEUERDRUCK PRESSION HYDRAULIQUE DE COMMANDE PRESSIONE IDRAULICO DI COMANDO		

MEDIUM PNEUMATIC PART: AIR
MEDIUM PNEUMATIKTEIL: LUFT
FLUIDE PARTIE PNEUMATIQUE: AIR
FLUIDO PARTE PNEUMATICA: ARIA

WORKING PRESSURE:
BETRIEBSDRUCK:
PRESSION D'UTILISATION: p_e max.= 7 bar (TEMPORARILY: (KURZZEITIG: (DE COURTE DUREE: (BREVE TEMPO SOLO: p_e max.= 10 bar)
PRESSIONE DI ESERCIZIO:

MEDIUM HYDRAULIC PART: MINERAL OIL
MEDIUM HYDRAULIKTEIL: MINERALOEL
FLUIDE PARTIE HYDRAULIQUE: HUILE MINERALE
FLUIDO PARTE IDRAULICA: OLIO MINERALE

WORKING PRESSURE:
BETRIEBSDRUCK:
PRESSION D'UTILISATION: p_e max.= 50 bar (TEMPORARILY: (KURZZEITIG: (DE COURTE DUREE: (BREVE TEMPO SOLO: p_e max.= 120 bar)
PRESSIONE DI ESERCIZIO:

HYDRAULIC WORKING VOLUME:
HYDRAULISCHES ARBEITSVOLUMEN: 41 ≤2.2 cm³
VOLUME HYDRAULIQUE ABSORBE:
VOLUME IDRAULICO ASSORBITO: 42 ≤2.2 cm³

RESIDUAL PRESSURE IN THE HYDRAULIC SYSTEM:
RUECKHALTEDRUCK IM HYDRAULIKSYSTEM: p_{41} ≤ 0.1 bar
PRESSION DE RETENUE AU SYSTEME HYDRAULIQUE:
PRESSIONE DI RITENUTA NEL SISTEMA IDRAULICO: p_{42} ≤ 0.1 bar

THERMAL RANGE OF APPLICATION:
THERMISCHER ANWENDUNGSBEREICH:
GAMME D'APPLICATION THERMIQUE: -40°C...+80°C
CAMPO DI APPLICAZIONE TERMICA:

INSTALLATION: VENTING SCREW MUST BE AT TOP
EINBAULAGE: ENTLUEFTUNGSSCHRAUBE MUSS NACH OBEN ZEIGEN
POSITION D'INSTALLATION: BOUCHON DE PURGE DOIT ETRE MONTE EN HAUT
POSIZIONE DI MONTAGGIO: LA VITE DI SCARICO DEVE ESSERE IN ALTO

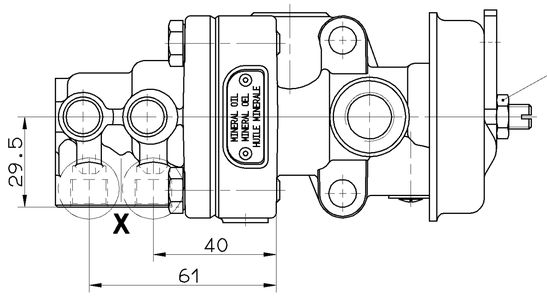

MARKED WITH RED PAINT
MIT ROTEM LACK GEKENNZEICHNET
MARQUE AVEC VERNIS ROUGE
MARCARE CON VERNICE ROSSA

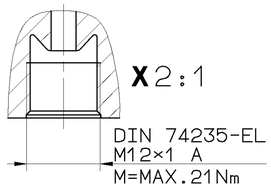

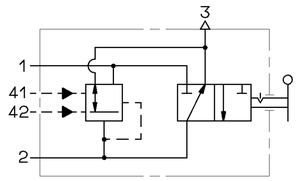

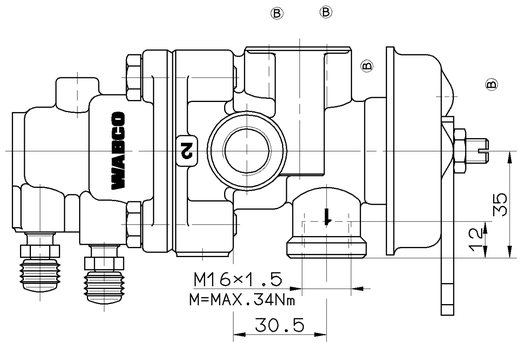

POSITION OF LEVER HEBELSTELLUNG POSITION DU LEVIER POSIZIONE DELLA LEVA		I	II
	P1	7 bar	7 bar
	P2	0 bar	7 bar

ADDITIONAL STROKE:
** UEBERHUB:
COURSE ADDITIONELLE: MAX. 55°
SOVRACCORSA:

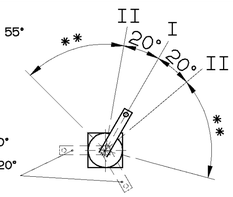

HANDBRAKE LEVER
ADJUSTABLE BY 120°
HANDBREMSHEBEL
VERSTELLBAR UM 120°
LEVIER DU FREIN
A MAIN REGLABLE
TOUS LES 120°
LEVA DI COMANDO
A MANNO REGOLABILE 120°

GENERAL SPECIFICATION: JED-334					
FURTHER TECHNICAL DATA:					
DOC. CODE:		SHEET:	TO		
GENERAL TOLERANCES					
CLASS 1)	RANGE OF NOMINAL DIMENSIONS (± mm) ≤50	>50 ≤180	>180 ≤400	>400	
FINE	0,5	1,0	1,5	2,0	
MEDIUM ×	1,0	2,0	3,0	4,0	± 3°
COARSE	2,0	3,5	5,0	6,5	
TAPPED HOLES ACC. ISO 4039 / JED-152					
1) TOLERANCE CLASS APPLIED CROSSMARKED					

DCN-NO.	REV.	DATE
060583	2×D	99-04-09
059678	1×C	99-02-09
059616	6×B	97-07-31
051798	1×A	94-12-01

100mm

CADAM-DRAWING COPYRIGHT
DATE SIGNATURE
DRAWN: 94-12-01 GIESEKE
CHECKED: MB
STANDARDIZATION: SOMMER

WABCO

TRAILER CONTROL VALVE
ANHAENGER-STEUERVENTIL
VALVE DE COMMANDE DE REM.
VALVOLA DI COMANDO FR. RI.

MASS	SCALE	PRODUCT IDENTIFICATION NO.	DOC. CODE	SHEET
1.4 KG	1:1 (2:1)	470 015 203 0	605	1/1
SIZE A 1	T.R.I. 140	SHAPE CODE	REPLACEMENT FOR 470 015 203 0 (A) OF 80-12-04	

EXPERT CODE 7 3 7
PRODUCT TYPE 0 1 X

TOUTE COMMUNICATION OU REPRODUCTION DE CE DOCUMENT, TOUTE EXPLOITATION OU COMMUNICATION DE SON CONTENU NE SONT PAS AUTORISEES SAUF AUTORISATION POUR DES BUTS LEGITIMES. TOUT NON RESPECT EXPOSE A DES DOMMAGES ET INTERETS. TOUS DROITS DE PROPRIETE INDUSTRIELLE RESERVES. NOTAMMENT EN MATIERE DE BREVET ET DE MODE D'UTILITE, TOUTE DOCUMENT DA

NON È PERMESSO CONSERVARE A TERZI O RIPRODURRE QUESTO DOCUMENTO, NE UTILIZZARE IL CONTENUTO O RISERVARLO ALTRUI, SALVO PER GIUSTI MOTIVI. IN CASO DI VIOLAZIONE SI DANNO DANNI. TUTTI I DIRITTI DI PROPRIETÀ INDUSTRIALE SONO RISERVATI. IN PARTICOLARE, VALE QUANTO DA

NO ES PERMITIDO PASAR A TERCEROS O REPRODUCIR ESTE DOCUMENTO, UTILIZAR EL CONTENIDO O RESERVARLO A OTRAS PERSONAS. EN CASO DE INFRACCIÓN SE ESTARÁ OBLIGADO A INDEMNIZAR DAÑOS Y PERJUICIOS. TODOS LOS DERECHOS DE PROPIEDAD INDUSTRIAL QUEDAN RESERVADOS. EN PARTICULAR, VALE PARA LA PATENTE O MODELO DE UTILIDAD, CUALQUIER DA