IV	STEEL/ACIER	JED 739.1
III	STEEL/ACIER	JED 256
II	EPDM	
I	JED 009WO BLACK	
AA	- MATERIAL - - MATIERE -	SURFACE PROTECTION - PROTECTION DE SURFACE -

QUICK CONNECTION TYPE : FOR PLASTIC TUBE (POLYAMIDE 11) EXTERNAL DIAMETER 6±0.1
STECKVERBINDUNG TYP : FUER PLASTIKROHR (POLYAMID 11) AUSSENDURCHMESSER 6±0.1
CONNEXION RAPIDE TYPE : "LEGRIS" POUR TUBE (POLYAMIDE 11) Ø EXT. 6±0.1
COLLEGAMENTO RAPIDO TIPO: PER TUBO (POLIAMMIDE 11) Ø ESTERNO 6±0.1

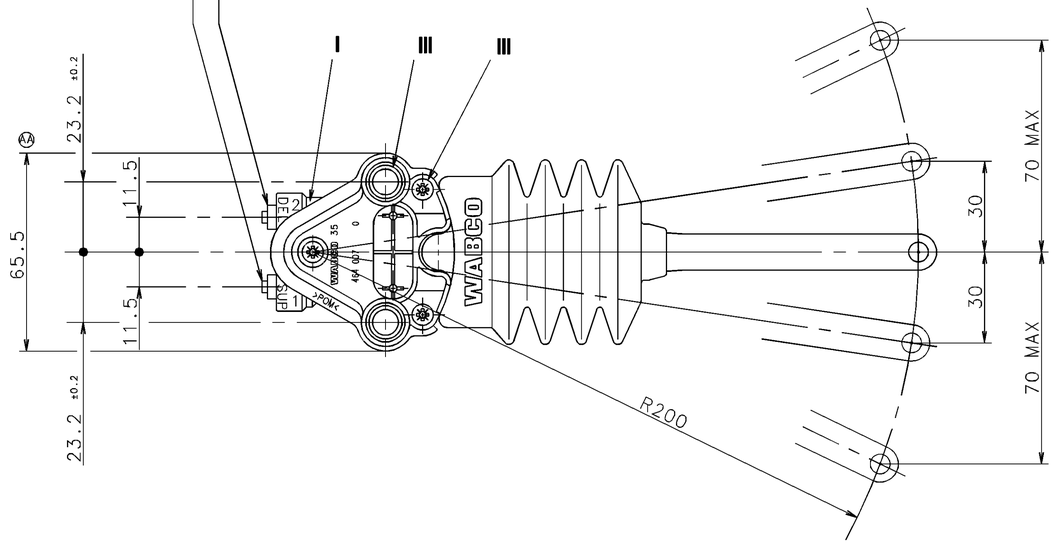

EXHAUST
ENTLUEFTUNG
ECHAPPEMENT
SCARICO

AA

SUPPLY
VORRAT
ALIMENTATION
ALIMENTAZIONE

FLOW RATE FOR : P1 = 8 bar
DURCHFLUSS BEI : and / et
CARACTERISTIQUE DE DEBIT POUR : P1 = 11 bar
CARATTERISTICHE DI PORTATA PER :

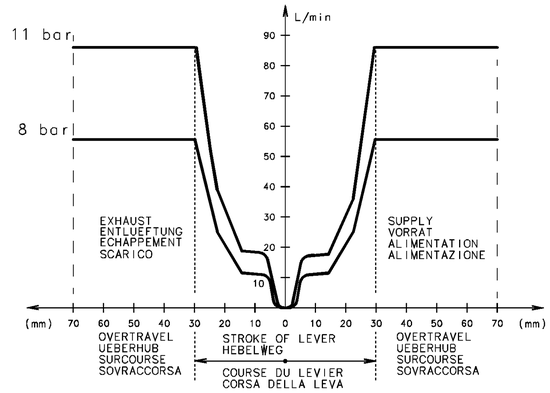

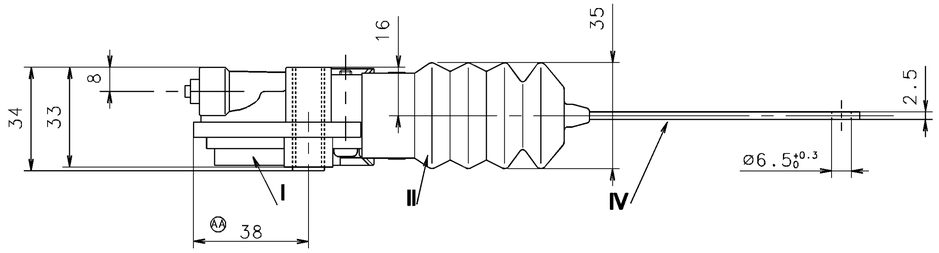

1	SUPPLY VORRAT ALIMENTATION ALIMENTAZIONE
2	DELIVERY AUSGANG UTILISATION UTILIZZAZIONE

THERMAL RANGE THERM.ANWENDUNGSBEREICH TEMPERATURE D'UTILISATION TEMPERATURA DI UTILIZZAZIONE	-40°C ... +100° C
SUPPLY PRESSURE VORRATSDRUCK PRESSION PNEUMATIQUE D'ALIMENTATION PRESSIONE PNEUMATICA DI ALIMENTAZIONE	P1= 11 bar MAX.
EXCEPTIONAL INLET PRESSURE EINGESTEUERTER DRUCK.KURZZEITIG PRESSION D'ALIMENTATION EXCEPTIONNELLE PRESSIONE DI ALIMENTAZIONE ECCEZIONALE	P1=12 bar
CHECK VALVE ON DELIVERY FOR RUECKSCHLAGVENTIL AM ENERGIE ABFLUSS FUER CLAPET DE RETENUE SUR UTILISATION POUR VALVOLA DI RITENUTA SULL'UTILIZZAZIONE PER	P2=0.6 ±0.3 bar

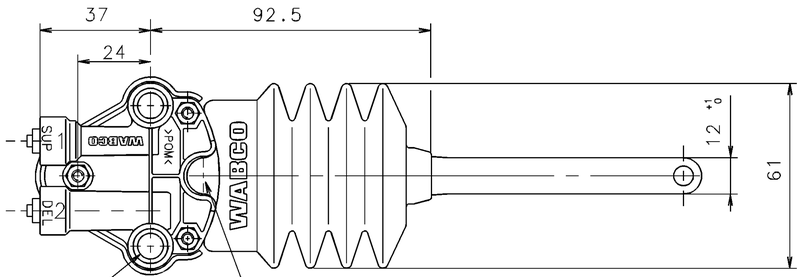

HOLE: TO INDEX IN NEUTRAL POSITION
LOCH: ZUM BLOCKIEREN IN NEUTRASTELLUNG
TROU: ⌀ 4 POUR INDEXER EN POSITION NEUTRE
FORO: PER BLOCCAGIO IN POSIZIONE NEUTRA

(2x)Ø 8.5 ±0.2

FIXING OF THE VALVE BY SCREW	:	TORQUE	:
BEFESTIGUNG DES GERAETES MIT SCHRAUBE	:	ANZUGSMOMENT	:
FIXATION DE L'APPAREIL PAR VIS	: M 8	COUPLE DE SERRAGE	: ≤ 24 N.m
FISSAGIO DELL'APPARECCHIO PER VITE	:	COPPIA DI SERRAGGIO	:

SYMBOL
SYMBOL
SYMBOLE
SIMBOLO

AA

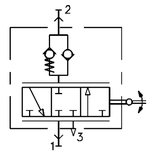

FURTHER TECHNICAL DATA SEE						
IDENTIFICATION NO.:						
CODE FOR DOCUMENT: 605	SHEET: TO					
GENERAL TOLERANCES						
CLASS	RANGE OF NOMINAL DIMENSIONS (± mm)					
	1)	≤50	> 50 ≤180	>180 ≤400	>400	
I		0.5	1.0	1.5	2.0	± 3°
II		1.0	2.0	3.0	4.0	
III	☒	2.0	3.5	5.0	6.5	
TAPPED HOLES ACC. ISO 4039 / JED-152						
1) TOLERANCE CLASS APPLIED CROSSMARKED						

L		
K		
J		
H		
G		
F		
E		
D		
C		
B		
95 251	5xAA	03-11-95
DCN-NO.	REV.	DATE

COPYRIGHT

DATE	SIGNATURE	
DRAWN 22-05-91	ROLLANDY	
CHECKED 22-05-91	LIEVOUX	
STANDARDIZATION 17-05-94	88 18	

WABCO

LEVELLING VALVE
LUFTEDERVENTIL
VALVE DE NIVELLEMENT
VALVOLA LIVELLATRICE

MASS	SCALE	PRODUCT IDENTIFICATION NO.	CODE FOR DOCUMENT	SHEET
kg	1:1	464 007 001 0	605	1/1
SIZE	T.R.I.			
A 1	210			

CODE F.PROD.-GROUP	CODE FOR SHAPE	REPLACEMENT FOR
564		464 007 001 0

100mm

EXPERT CODE ☐☐☐ TYPE OF PRODUCT ☐☐☒

DIESE DOKUMENTATION DARF OHNE VORHERIGE SCHRIFTLICHE ZUSTIMMUNG WABCO NICHT VERVIELFAELTIGT UND DRITTEN NICHT ZUGAENGLICH GEMACHT WERDEN. ALLE RECHTE FUER DEN FALL DER PATENTERTEILUNG ODER EINTRAGUNG GEBRAUCHSMUSTER VORBEHALTEN.
NON, E' PERMESSO CONSEGNARE A TERZI O RIPRODURRE QUESTO DOCUMENTO, NE UTILIZZARNE IL CONTENUTO O RIVELARNE IL CONTENUTO SENZA LA AUTORIZZAZIONE ESPRESSA DELLA WABCO. IN MANCANZA DI TALE AUTORIZZAZIONE SI RICHIEDE IL RISARCIMENTO DEI DANNI SUBITI. E' FATTA RISERVA DI TUTTI I DIRITTI DERIVANTI DAL BREVETTO O MODELLO DI UTILITA' O DEL DISEGNO.
DOCUMENT, AND GIVING IT TO OTHERS AND THE USE OF COMMUNICATION OF THE CONTENTS THEREOF, ARE FORBIDDEN EXCEPT WITH WABCO'S EXPRESS WRITTEN PERMISSION. ABUSE AND RESULT IN A LIABILITY TO THE PAYMENT OF DAMAGES. ALL RIGHTS ARE RESERVED IN THE EVENT OF THE GRANT OF PATENT OR THE REGISTRATION OF AN UTILITY MODEL OR DESIGN.
MITTEILUNG IHRES INHALTS STELLEN EINEN GEBRAUCH DER ZUGELASSENEN ZWECKEN UNDERLAUBTER ANGABE UND VERVIELFAELTIGUNG DIESES DOKUMENTS, ZUWIDERHANDLUNGEN VERPFLICHTEN ZUM SCHADENSERSATZ. ALLE RECHTE FUER DEN FALL DER PATENTERTEILUNG ODER EINTRAGUNG GEBRAUCHSMUSTER SIND VORBEHALTEN.
86-01