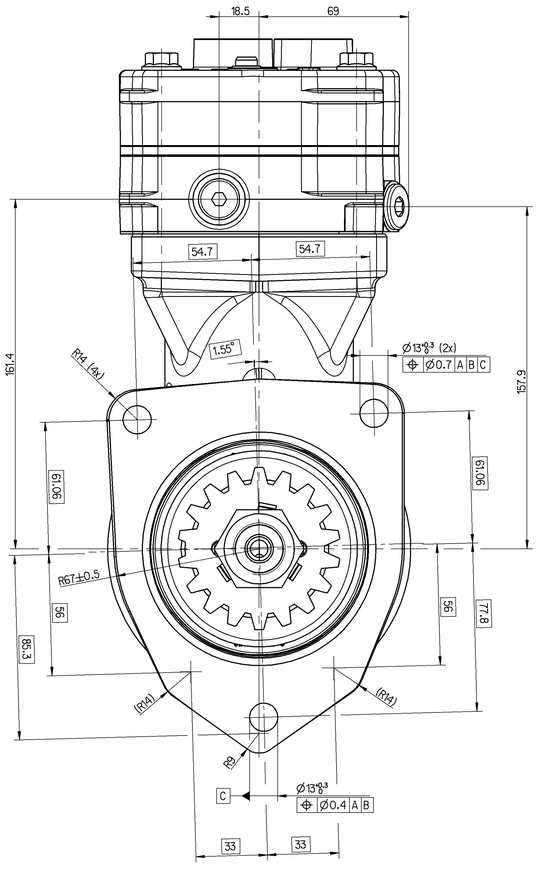

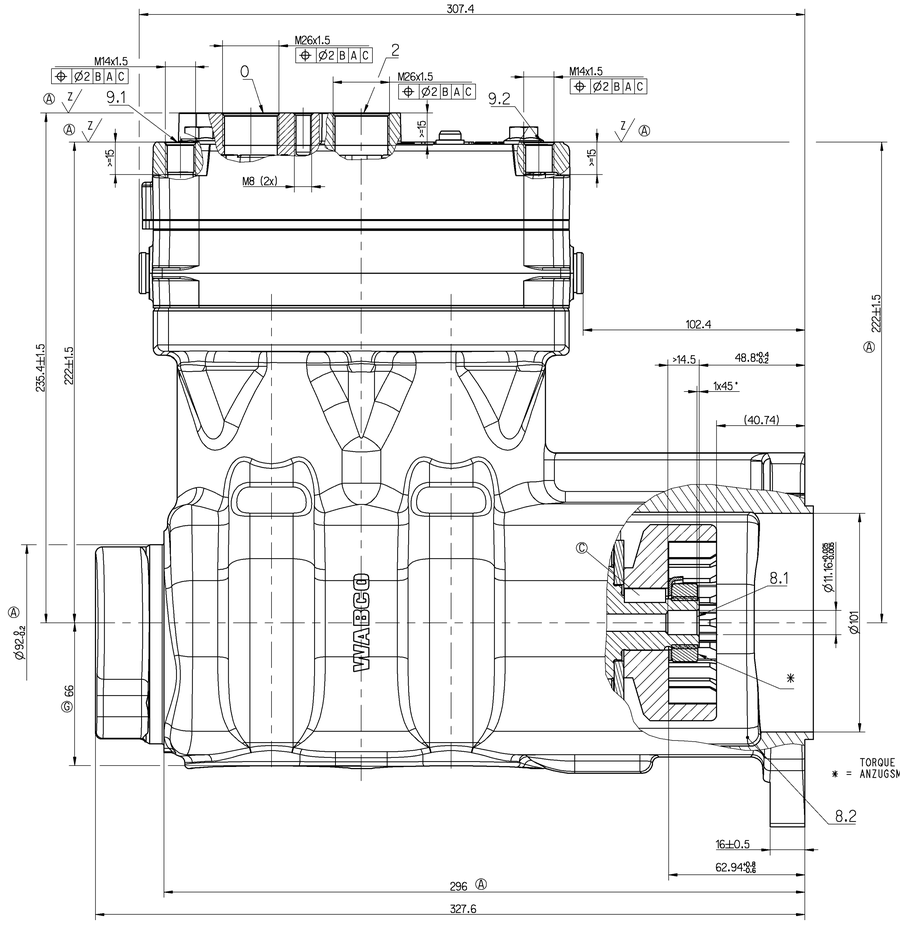

TORQUE
* = ANZUGSMOMENT : 200Nm ± 10Nm

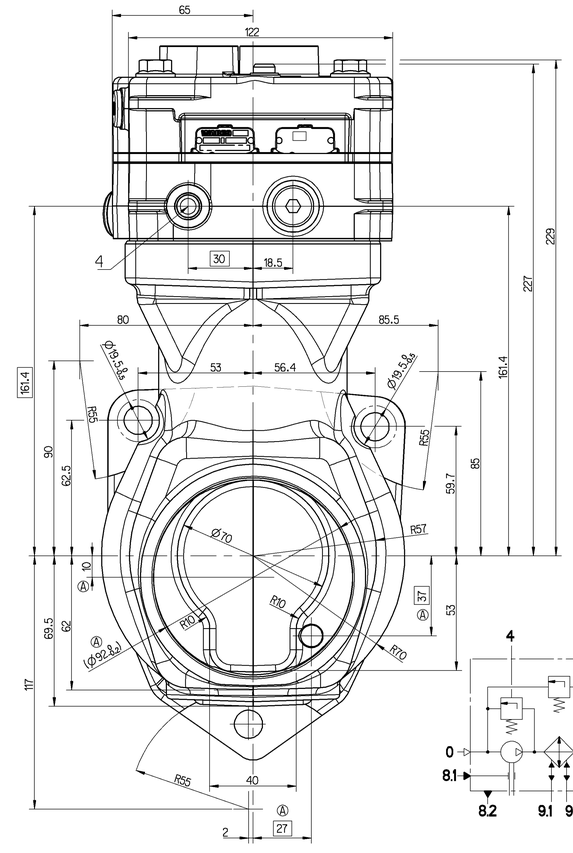

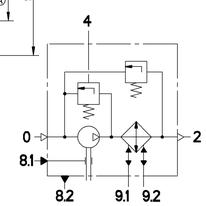

BORE: BOHRUNG:	Ø75 mm
STROKE: HUB:	50 mm
SWEPT VOLUME: HUBRAUM:	442 ccm
MAX. WORKING SPEED: MAX. BETRIEBSDREHZAHL:	n_{max}= 3000 min^{-1}
OVERSPEED (TEMPORARY MAX. 4 SEC.) : UEBERDREHZAHL (KURZZEITIG MAX. 4 SEC.) :	n_{ue}=1.3*n_{max}
MAX. WORKING PRESSURE: MAX. BETRIEBSDRUCK :	p=12.5 bar
MAX PRESSURE HOECHSTDRUCK — AT DISCHARGE PORT / AM DRUCKSTUTZEN	p=14 bar
SHORT TERM PRESSURE : KURZZEITIGER HOECHSTDRUCK : (TEMPORARILY ∠= 4 SEC.) : (KURZZEITIG ∠= 4 SEC.)	p= 16 bar
WITH WATER-COOLING REQUIRED QUANTITY COOLING WATER: BEI WASSERKUEHLUNG ERFORDERLICHE KUEHLWASSERMENGE: ***	
MAX. PERMISSIBLE TILT DURING CONTINUOUS WORKING: MAX. ZULAESSIGE NEIGUNG IM DAUERBETRIEB:	
END PLAY OF CRANKSHAFT: AXIALSPIEL DER KURBELWELLE:	0.25...0.40 mm
LUBRICATION: LUBRICATION SUPPLIED FROM ENGINE SCHMIERART: UMLAUFSCHMIERUNG MIT DRUCKOELANSCHLUSS	
OPENING PRESSURE OF SAFETY VALVE : OEFFNUNGSDRUCK DES SICHERHEITSVENTILS :	21 ±3 bar

Ⓐ PAINTED BLACK ON NOT MACHINED CAST IRON SURFACES
NICHTBEARBEITETE GRAUGUSSOBERFLÄCHEN SIND SCHWARZ LACKIERT

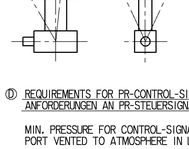

Ⓓ REQUIREMENTS FOR PR-CONTROL-SIGNAL:
ANFORDERUNGEN AN PR-STEUERSIGNAL:

MIN. PRESSURE FOR CONTROL-SIGNAL: PORT VENTED TO ATMOSPHERE IN LOAD PHASE	7.0 bar
MIN. STEUERSIGNALDRUCK: ANSCHLUSS VOLLSTAENDIG ENTLUEFTET IN FOERDERPHASE	7.0 bar
PRESSURE BUILD UP 1 TO 5 bar: PRESSURE DROP 5 TO 1 bar:	0.05 to 0.8 s 0.1 to 1.0 s
DRUCKAUFBAU 1 BIS 5 bar: DRUCKABFALL 5 BIS 1 bar:	0.05 bis 0.8 s 0.1 bis 1.0 s

Ⓓ MAX. PERMISSIBLE THREAD ENGAGEMENT: 10.5 mm
MAX. ZULAESSIGE EINSCHRAUBTIEFE: 10.5 mm

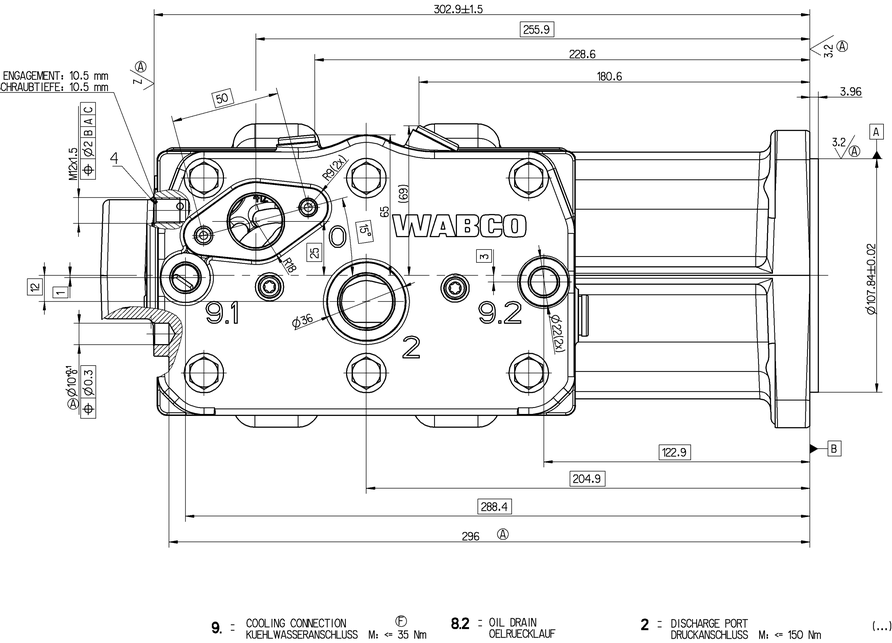

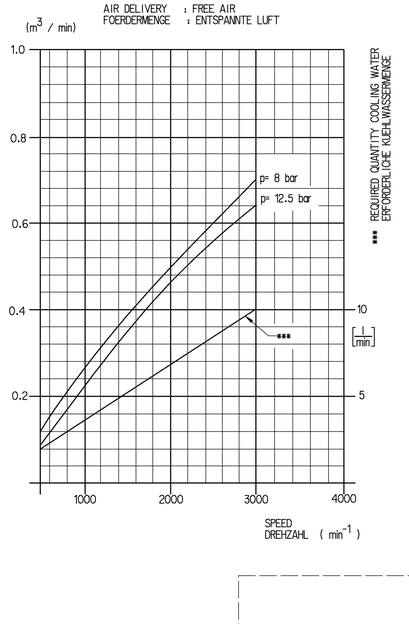

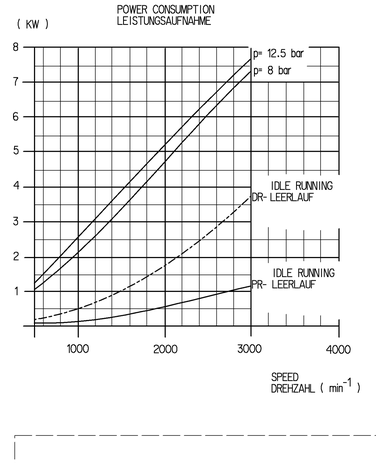

9. : COOLING CONNECTION Ⓕ
KUEHLWASSERANSCHLUSS M: <= 35 Nm

8.2 : OIL DRAIN
OELRUECKLAUF

2 : DISCHARGE PORT
DRUCKANSCHLUSS M: <= 150 Nm

(...) AUXILIARY DIMENSION
HILFSMASS

8.1 : OIL SUPPLY
DRUCKOELANSCHLUSS

0 : INLET PORT
SAUGANSCHLUSS M: <= 100Nm

4 : GOVERNOR PORT
STEUERANSCHLUSS M: <= 25 Nm

Ⓐ Z/ = 1.6/ OR 3.2/ ODER C

GENERAL SPECIFICATION:					JED-334-0									PRO/ENGINEER DRAWING COPYRIGHT				WABCO	
FURTHER TECHNICAL DATA:														DATE	SIGNATURE				
DOC. CODE:					439		SHEET: 1 TO 4							DRAWN				ZWEIZYLINDER KOMPRESSOR	
GENERAL TOLERANCES											084132	H	03-01-09	01-08-20	PRETSCH			TWIN CYLINDER COMPRESSOR	
	RANGE OF NOMINAL DIMENSIONS (± mm)										084131	1xG	03-01-06	CHECKED					
											084120	MF	02-10-08	01-08-20	HERZOG				
CLASS 1)		> 0 ≤ 50	> 50 ≤ 180	> 180 ≤ 400	> 400						072984	NE	02-02-04	EXPERT CODE					
FINE		0.5	1.0	1.5	2.0						072981	2xD	01-12-05	0 6 9					
MEDIUM	X	1.0	2.0	3.0	4.0				±d°		072973	C	01-11-22	MASS KG 20.5	SCALE 1:1			PRODUCT IDENTIFICATION NO.	
COARSE		2.0	3.5	5.0	6.5						072962	B	01-10-02	SIZE	TRI			412 442 001 0	
TAPPED HOLES ACC. ISO 4029 / JED-152											072961	1BxA	01-09-24	A 0	140				
1) TOLERANCE CLASS APPLIED CROSSMARKED											DCHNO.	REV.	DATE						

FUNCTION CODE	SHAPE CODE	PRODUCT TYPE	DOC. CODE	SHEET	REPLACEMENT FOR
		0 2	605	1/1	884 014 029 0 of 12-03-01

Dw.: 4040C000_005
M_2n
A02
Ma.: 4040C000_A02