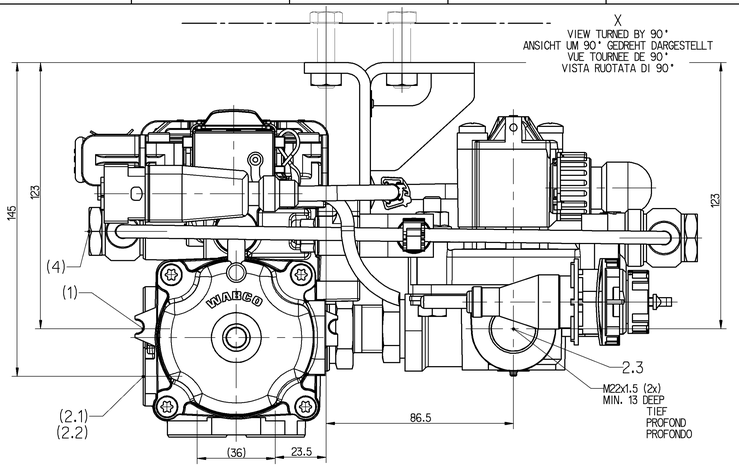

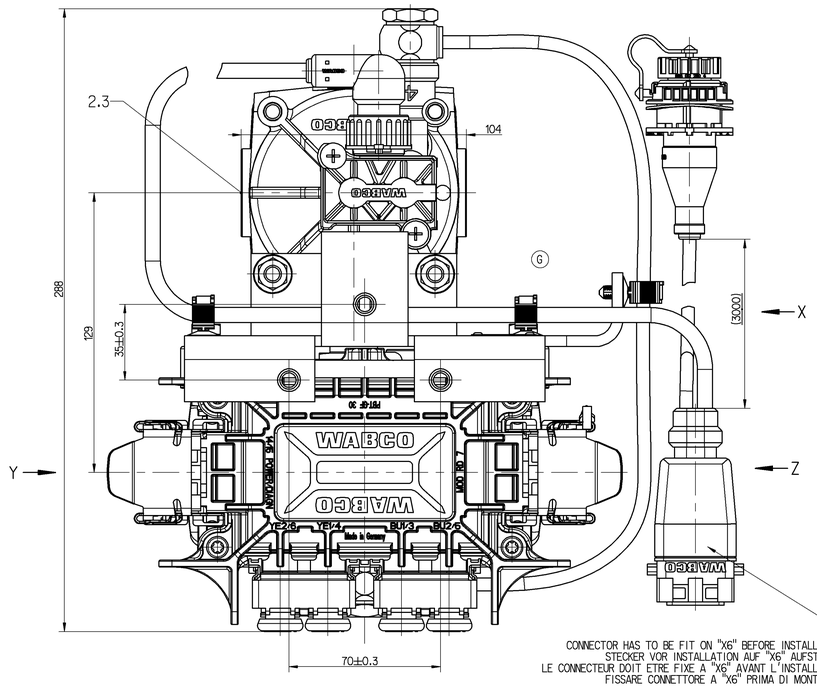

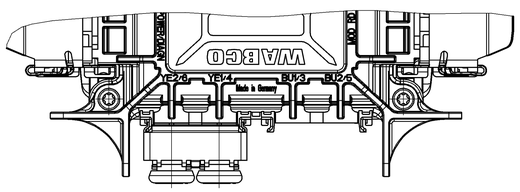

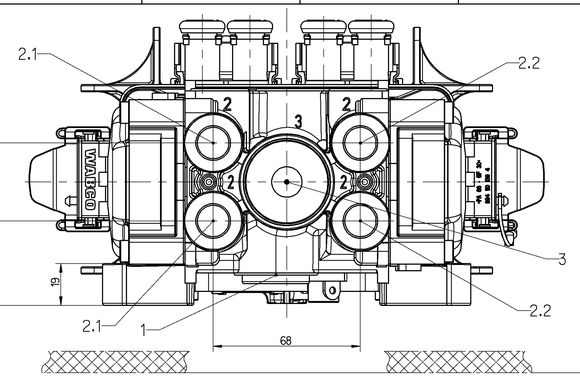

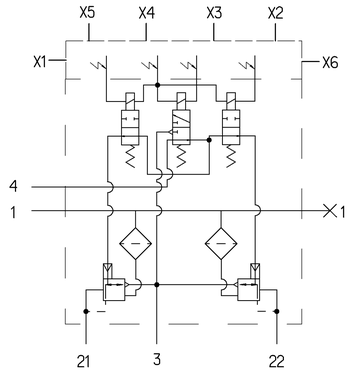

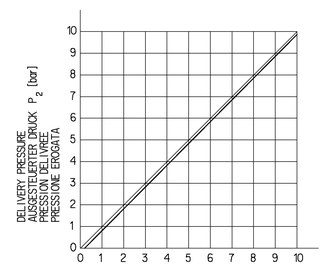

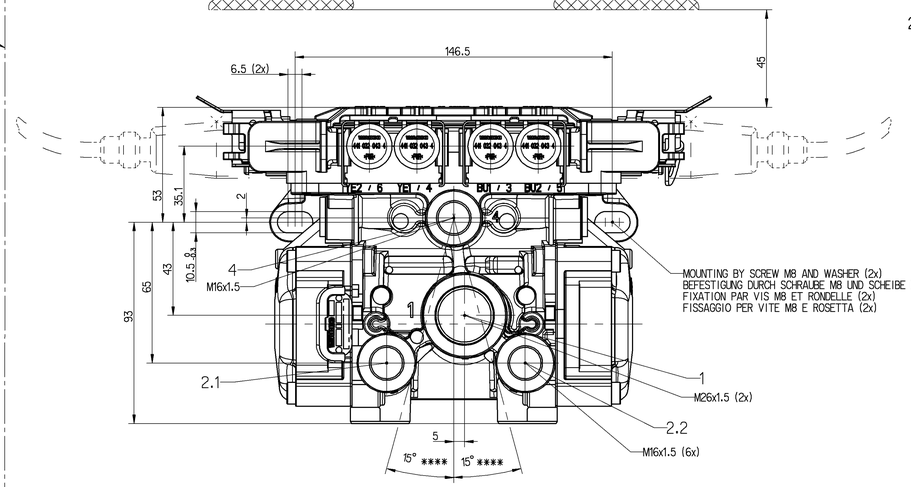

1 SUPPLY OF ENERGY
ENERGIEZUFLUSS
APPORT D'ENERGIE
ALIMENTAZIONE DI ENERGIA

2 DELIVERY OF ENERGY
ENERGIEABFLUSS
SORTIE D'ENERGIE
PORTATA DI ENERGIA

3 EXHAUST
ENTLUEFTUNG
ECHAPPEMENT
SCARICO

4 CONTROL
STEUERANSCHLUSS
COMMANDE
COMANDO

MOUNTING BY SCREW M8 AND WASHER (2x)
BEFESTIGUNG DURCH SCHRAUBE M8 UND SCHEIBE (2x)
FIXATION PAR VIS M8 ET RONDELLE (2x)
FISSAGGIO PER VITE M8 E ROSETTA (2x)

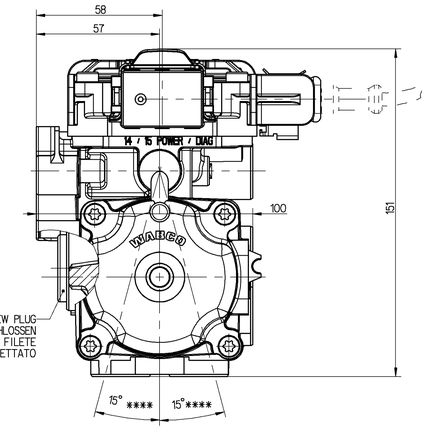

PORT 1 SEALED BY SCREW PLUG
ANSCHLUSS 1 MIT VERSCHLUSSSCHRAUBE VERSCHLOSSEN
ORIFICE 1 FERMEE PAR BOUCHON FILETE
ORIFIZIO CHIUDERE CON TAPPO FILETTATO

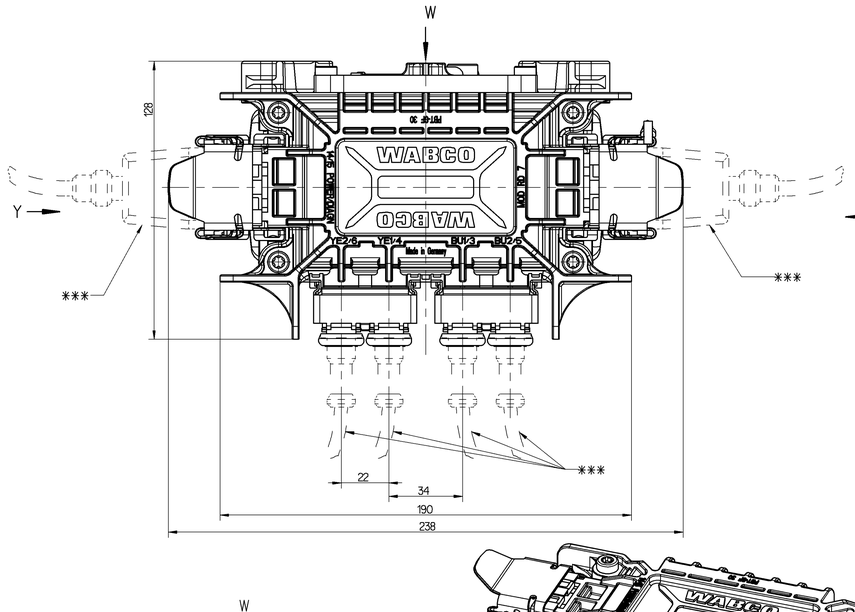

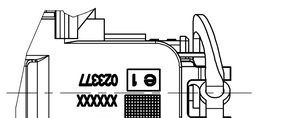



WORKING MEDIUM:
ARBEITSMEDIUM:
FLUIDE D'UTILISATION:
FLUIDO DI ESERCIZIO:
AIR (CONTAINING WATER, OIL AND ALCOHOL)
LUFT (WASSER-, OEL- UND ALKOHOLHALTIG)
AIR (CHARGE D'EAU, D'HUILE ET D'ALCOOL)
ARIA (CONTENENTE ACQUA, OLIO E ALCOOL)

AMBIENT MEDIUM:
UMGEBUNGSMEDIUM:
FLUIDE AMBIANTE:
FLUIDO AMBIENTE:
AIR (CONTAINING WATER, SALT, DUST AND OIL)
LUFT (WASSER-, SALZ-, STAUB- UND OELHALTIG)
AIR (CHARGE D'EAU, DE SEL, DE POUSSIERE ET D'HUILE)
ARIA (CONTENENTE ACQUA, SALE, POLVERO E OLIO)

NOMINAL VOLTAGE:
NENNSPANNUNG:
VOLTAGE NOMINAL:
VOLTAGGIO NOMINALE:
4

DEGREE OF PROTECTION:
SCHUTZART:
DEGRE DE PROTECTION:
GRADO DI PROTEZIONE:
IP 66 => EN 60 529

THERMAL RANGE OF APPLICATION UNDER NORMAL AMBIENT CONDITIONS:
THERMISCHER ANWENDUNGSBEREICH UNTER NORMALEN UMGEBUNGSBEDINGUNGEN: -40°C ..... +65°C
GAMME D'APPLICATION THERMIQUE DANS LES CONDITIONS AMBIANTES NORMALES: -40°F.....+149°F
CAMPO THERMICA DI APPLICAZIONE NELLE NORMALI CONDIZIONI AMBIENTALI:

SHORT-TIME RESISTANCE TO HEAT:
KURZZEITIGE WAERMEBESTAENDIGKEIT:
RESISTANCE THERMIQUE TEMPORAIRE:
RESISTENZA TERMICA PER BREVE PERIODO:
110°C (MAX. 1h)
WITHOUT FUNCTION
OHNE FUNKTION
SANS FONCTION
SENZA FUNZIONE

WORKING PRESSURE (SUPPLY):
BETRIEBSDRUCK (VORRAT):
PRESSION D'UTILISATION (ALIMENTATION):
PRESSIONE DI ESERCIZIO (ALIMENTAZIONE):
P1 = 10 BAR

MAX. PERMISSIBLE WORKING PRESSURE (SUPPLY):
MAX. ZULAESSIGER BETRIEBSDRUCK (VORRAT):
PRESSION D'UTILISATION MAXI ADMISSIBLE (ALIMENTATION):
PRESSIONE DI ESERCIZIO MAX. AMMISSIBILE (ALIMENTAZIONE):
P1 = 13 BAR
TEMPORARILY
KURZZEITIG
DE COURTE DUREE
BREVE TEMPO SOLO

MIN. FLOW PASSAGE / NOMINAL DIAMETER:
MIN. DURCHFLUSSOEFFNUNG / NENNWEITE:
MIN. ORIFICE CALIBRE / DIAMETRE NOMINAL:
MIN. PASSAGGIO LIBERO / DIAMETRO NOMINALE:

PORT:	1	$113mm^2$ / NW12
ANSCHLUSS:	2.1	$79mm^2$ / NW10
ORIFICE:	2.2	$79mm^2$ / NW10
ORIFIZIO:	2.3	$79mm^2$ / NW10

SCREW PLUG TIGHTENING TORQUE:
ANZUGSMOMENT FUER VERSCHLUSSSCHRAUBEN: M16x1.5: $M_{max.}$ = 34N
COUPLE DE SERRAGE POUR BOUCHONS FILETES: M22x1.5: $M_{max.}$ = 53N
COPPIA DI SERRAGGIO PER TAPPI FILETTATI: M26x1.5: $M_{max.}$ = 67N

*** USE ONLY THE LINES INCL. THE COUPLINGS DELIVERED BY WABCO AND/OR RELEASED BY WABCO;
NOT INCLUDED IN SCOPE OF SUPPLY;
TO BE DELIVERED WITH PROTECTION CAPS

NUR VON WABCO GELIEFERTE BZW. VON WABCO FREIGEGEBENE LEITUNGEN INKL. KUPPLUNGEN VERWENDEN;
GEHOEREN NICHT ZUM LIEFERUMFANG;
AUSLIEFERUNG MIT SCHUTZKAPPEN

UTILISER SEULEMENT LES LIGNES AVEC ACCOUPLEMENTS FOURNIS PAR WABCO ET/OU HOMOLOGUES PAR WABCO;
NON COMPRIS DANS LA LIVRAISON;
DOIVENT ETRES FOURNIS AVEC CAPUCHONS PROTECTEURS

UTILIZZARE SOLAMENT LINEE CON ACCOPPIAMENTI FORNITI DA WABCO E/O OMOLOGATI DA WABCO
NON COMPRESI NELLA FORNITURA;
DEVONO ESSERE FORNITI CON PROTETTORI

**** PERMISSIBLE INSTALLATION POSITION
ZULAESSIGE EINBAULAGE
POSITION D'INSTALLATION ADMISE
POSIZIONE DI MONTAGGIO AMMESSE

INSTALLATION INSTRUCTION: EXHAUST DOWNWARDS
EINBAUHINWEIS: ENTLUEFTUNG NACH UNTEN
INDICTION POUR INSTALLATION: ECHAPPEMENT VERS LE BAS
INDICAZIONE DI MONTAGGIO: SCARICO VERSO IL BASSO

IDENTIFICATION BENENNUNG DENOMINATION DENOMINAZIONE	DESIGN BAUFORM CONSTRUCTION DISEGNO	MAX. SYSTEM MAX. SYSTEM MAX. SYSTEME MAX. SISTEMA	1 (SEE SHEET 2) (SIEHE BLATT 2) (VOIR FEUILLE 2) (VEDERE FOGLIO 2)	2 (SEE SHEET 2) (SIEHE BLATT 2) (VOIR FEUILLE 2) (VEDERE FOGLIO 2)	3 (SEE SHEET 2) (SIEHE BLATT 2) (VOIR FEUILLE 2) (VEDERE FOGLIO 2)	4 NOMINAL VOLTAGE NENNSPANNUNG VOLTAGE NOMINAL VOLTAGGIO NOMINALE	WEIGHT GEWICHT POIDS PESO
400 500 070 0	*	2S / 2M	400 500 070 0..435 400 010 203 0..435	-	841 801 930 0	U_N = 24V DC	2.3 KG
400 500 081 0	-	4S / 3M	400 500 081 0..435 400 010 203 0..435	-	841 801 933 0	U_N = 24V DC	2.4 KG
400 500 082 0	-	4S / 3M	400 500 082 0..435 400 010 203 0..435	X	841 801 933 0	U_N = 24V DC	2.4 KG
400 500 083 0	-	4S / 3M	400 500 083 0..435 400 010 203 0..435	-	841 801 933 0	U_N = 12V DC	2.4 KG
400 500 084 0	**	4S / 3M	400 500 084 0..435 400 010 203 0..435	-	841 801 933 0	U_N = 24V DC	4.5 KG

GENERAL SPECIFICATION: JED-334-0							
FURTHER TECHNICAL DATA:							
DOC. CODE:		SHEET:	TO				
GENERAL TOLERANCES							
	RANGE OF NOMINAL DIMENSIONS (± mm)						
		> 50	> 180				
CLASS 1)	≤ 50	≤ 180	≤ 400	> 400			
FINE	0.5	1.0	1.5	2.0			
MEDIUM	1.0	2.0	3.0	4.0	±a°		
COARSE X	2.0	3.5	5.0	6.5			
TAPPED HOLES ACC. ISO 4029 / JED-152							
1) TOLERANCE CLASS APPLIED CROSSMARKED							

081086	2xG	04-11-10
081085	10xF	04-10-06
089676	2xE	04-07-21
081070	6xD	04-02-11
081064	4xC	03-11-03
081063	2xB	03-10-15
081062	0xA	03-10-13
DO-NO.	REV.	DATE

PROENGINEER DRAWING COPYRIGHT		
DATE	SIGNATURE	
DRAWN 03-05-26	Nagemeier	
CHECKED 03-05-26	Kaufmann	
EXPORT CODE		
2T2		
MASS	SCALE	
KG	1:1 (2:1)	
SIZE	TPI	
A 0	540	

WABCO

VARIO COMPACT ABS
VARIO KOMPAKT ABS
VARIO COMPACT ABS
VARIO COMPATTO ABS

PRODUCT IDENTIFICATION NO.: 400 500 090 0

DOC. CODE	SHEET
653	1/2

FUNCTION CODE	SHAPE CODE	PRODUCT TYPE	REPLACEMENT FOR
		0 2	

Dw.-400500090-653
MEL-400500090